



■ Characteristics:

- High voltage 180~264VAC input
- Protection function: short circuit/over load/over voltage
- Wide operation temperature range (0°C~60°C)
- Can start-up under -25°C @220VAC
- 100% Full load burn-in test
- High efficiency, long life and high reliability
- **No Fan Design, Ultra-Low noise**
- 3 years warranty


Specification

Product Name		LED-H350-5	
Output	DC. Output Voltage	5V	
	Output Voltage Range	5.00-5.05V	
	Output rated current	60A	
	Output current range	0-70A	
	Rated output power	300W	
	Peak power	350W	
	Ripple & noise 0~60°C	180mVp-p	
	Output Adjustment range	4.5~5.5V	
	Voltage Accuracy	2%	
	Line Regulation	0.5%	
	Load Regulation	1%	
	Set-up Time	≤2S /220Vac input, Full load)	
	Hold up Time	≥20mS(220Vac input, Full load)	
	Temperature coefficient	±0.03%/°C	
Overshoot	<5.0%		
Input	Input voltage range	180Vac~264Vac	
	Rated input voltage range	200Vac~240Vac	
	Start-up voltage	176VAC	
	Frequency range	47Hz~63Hz	
	Efficiency (typ.)	230Vac 82%typ;	
	Input current	<4A	
	AC. Inrush Current	<50A@230Vac Cold start	
	Leakage current	Line – PG ≤0.5mA / Line-DC out≤0.25mA	
Protection function	Input	Under Voltage	/
		UV Recovery	/
		Over Voltage	/
		OV Recovery	/
	Output	Over Power	117%~130%,Hiccup mode, auto recovery
		Over Voltage	110%~150%, Hiccup mode
		Over Current	117%~130%,Hiccup mode, auto recovery
	Short Circuit	Hiccup mode, auto recovery	
	Over temperature	Sensor Temp>115°C(±5%), Shut-down; Auto Recovery when drop to 70°C±5%	
Environment	Operating Temp. & Hum.	0°C~60°C; 20%~90%RH No condensing (Refer to de-rating curve on page 5)	
	Storage Temp. & Hum.	-40°C~85°C; 10%~95%RH No condensing	
	Vibration	10 ~ 500Hz, 2G 10min./1cycle, period for60min. each along X,Y, Z axes	

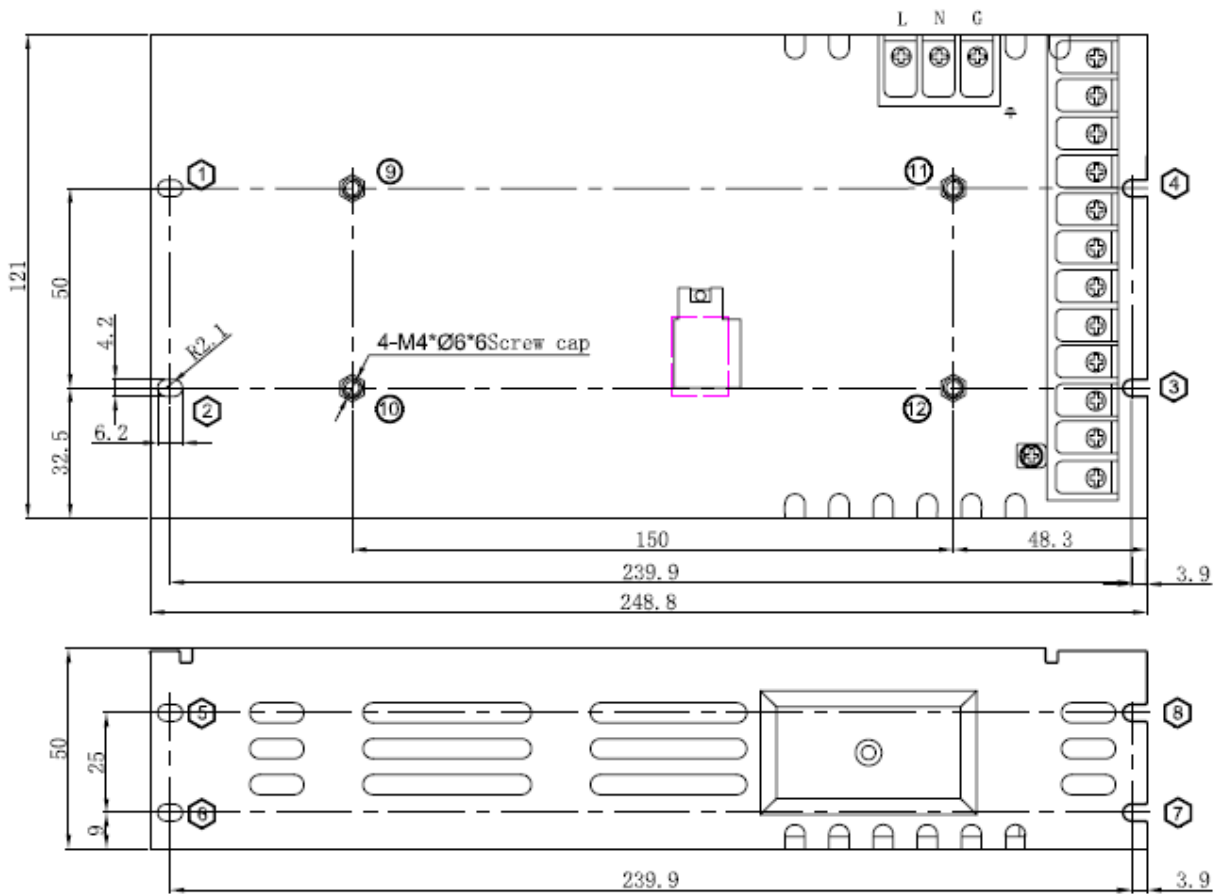
	Fragility	20G/11mS pulse ,3 times at each X,Y,Z axes
	Attitude	3000 m
	conformal coating	<input type="checkbox"/> Anti-aquosity <input type="checkbox"/> Anti-mildew <input type="checkbox"/> Anti-Seawater erode (Customized)
Safety & EMC	Safety standard	GB4943/EN60950 ■ Reference
	Insulating strength	Primary~Secondary:1.5KVac ;Pr~PG:1.5KVac;Se-PG:0.5KVdc 1 minute/<10mA
	Isolation Resistance	Primary~Secondary:100M ohms; Primary~P.G:100Mohms;Secondary-PG: 100M
	EMI	/ (Customized)
	Harmonic current	/
	EMS Immunity	EN61000-4-2, 4,5,11; Level 4(max)
Others	Assemble direction	Please refer to the recommended assemble guideline
	Size	248.8*121*50mm
	Weigh	0.98kg/pcs
	Connector	Pitch 9.5mm screw mount connector
	Cooling methods	convection
Requirement on	MTBF	200,000Hrs AT 25°C ,MIL-217 Method 2 Components Stress Method
Remarks	<p>1. All parameters not specially mentioned are measured at rated input , rated load and 25C of ambient temperature.</p> <p>2. Ripple & Noise are measured by a 20Mhz bandwidth Oscilloscope graphics, The UUT must be connected by a 12AWG wire pair with a 0.1uF film capacitor and a 10uF E-capacitor in parallel.</p> <p>3. The power supply will be assembled to terminal equipments which must comply with the EMC requirements.</p> <p>4. When used in high temperature or low input voltage environment, Please refer to the de-rating curve in page 5.</p>	
Minimum Load Requirement	0 Amps	
Attached parts	User's Guideline *1	
Appendix	<p>1、 The coat covered on the product is designed to protect substance get into when you air mount the product with a drill and a spanner.</p> <p>2、 Remove the cover after you finished mounting works to make sure a good cooling ambient for the power supply.</p>	

Part Number System:

LED-HP 350-5-J-SLF


Assemble Guideline:

Unit: mm

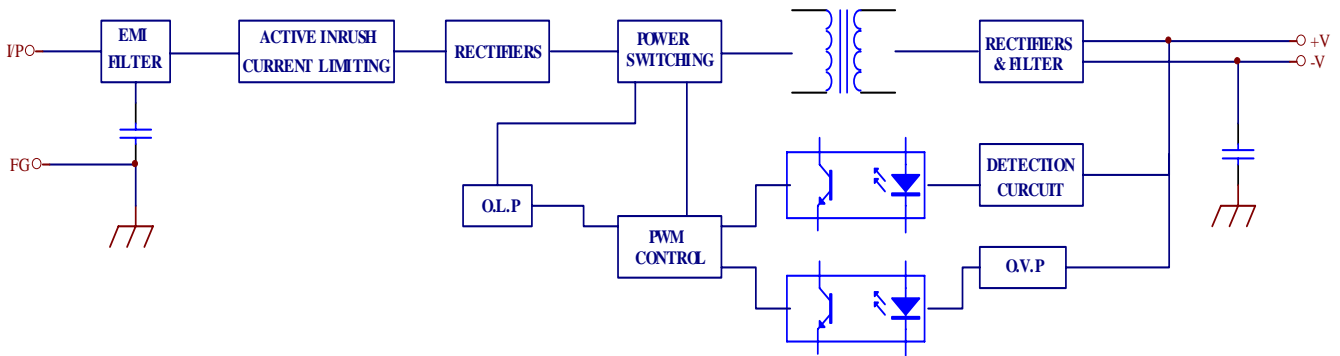

AC Input Pin Assignments:

Pin No.	Assignment	Terminal	Mating Housing
L	Line	Pitch 9.5mm	22-12AWG
N	Neutral		
	PG		

DC output Pin Assignments: 20A max per terminal pin!

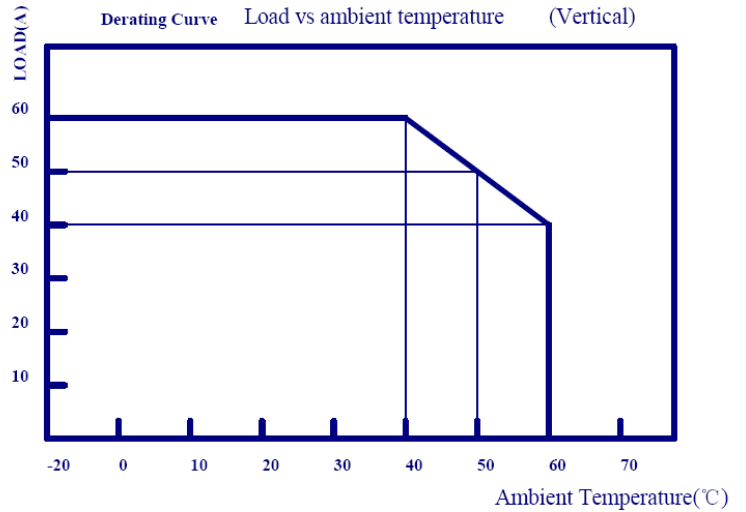
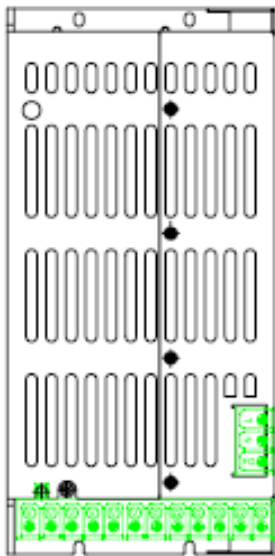
Pin No.	Assignment	Terminal	Mating Housing
-V	Output -	Pitch 9.5mm	22-12AWG
+V	Output +		

Internal Structure Frame:



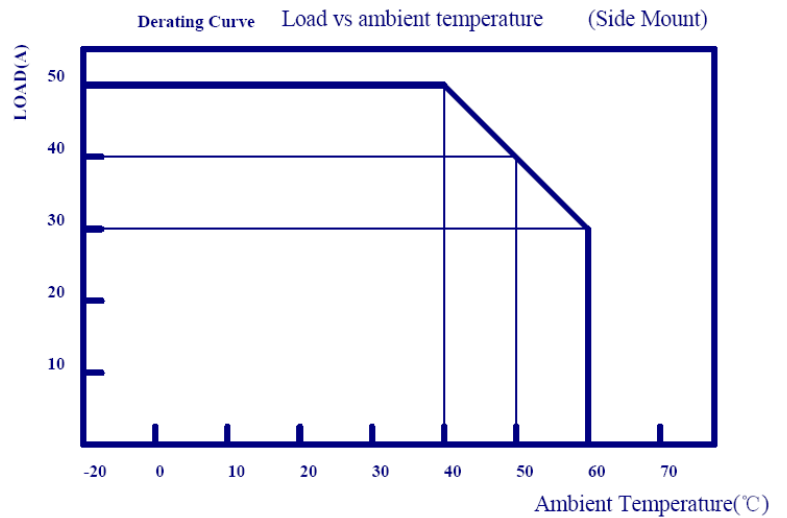
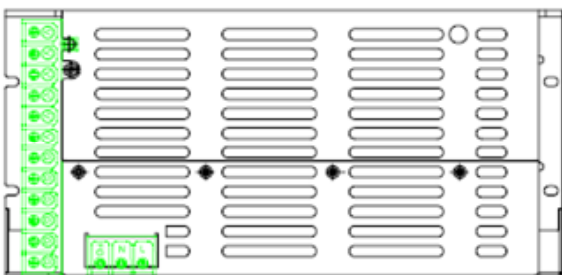
De-rating Curve:

1、vertical (Best mount way)

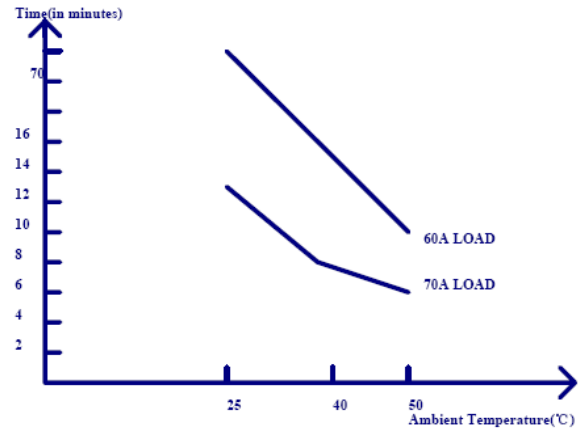
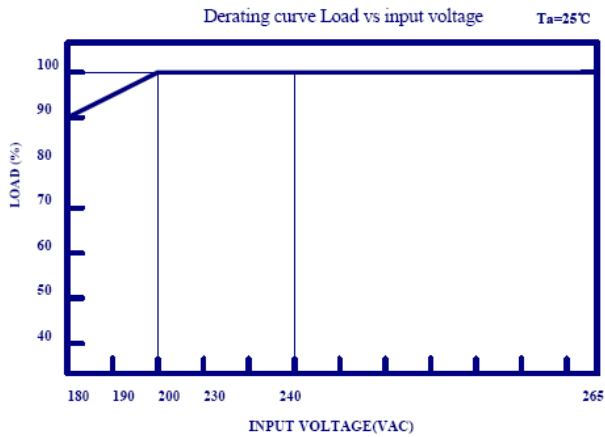


The output connector is at bottom.(No.1-4 mount hole marked in page 5 is recommended)

2、horizontal



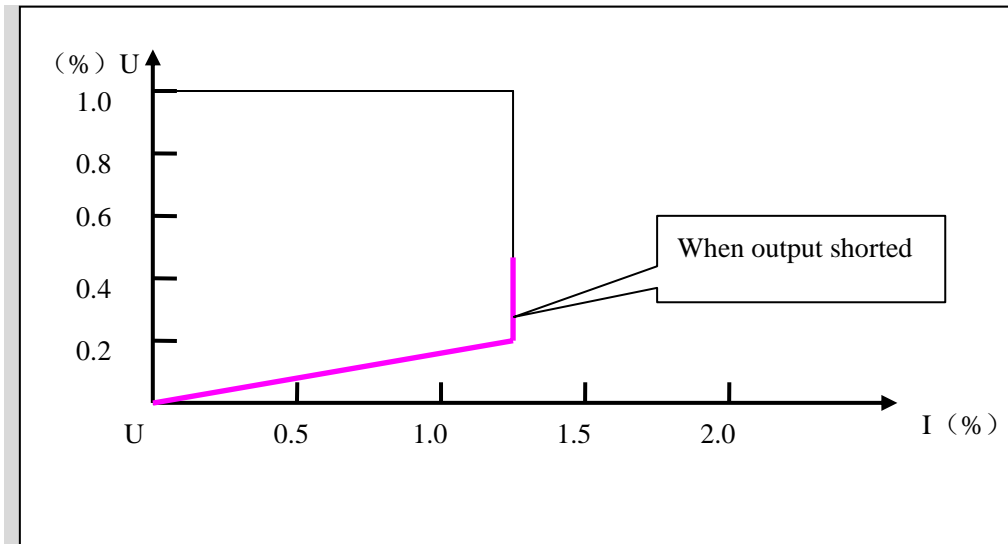
The input connector is at the bottom(No.1-4 mount hole marked in page 5 is recommended)



(This curve is verified under resistive load)

Output characteristics:

- The peak output current can reach 70A and lasts 13 minutes under 25°C environment; Lasts 8 minutes under 40°C environment; Lasts 6 minutes under 45°C environment. (@220Vac input)
- Output V-I characteristics:



- Suited Application: LED display panel
- It is recommended that this power supply be used at least 80% de-rating for higher reliability.

Attention:

For safety and Reliability, Attention please:

- Make sure the power supply had been fixed and connected correctly.
- You should not remove the protection-cover before you have finished all the mounting works.
- You must remove the cover before you switch the power on.
- Do not disassemble the product, in avoid of electro-shock.

Attention when mounting:

- You can use the No.1-4 mount hole(recommended),No.5-8 mount hole or No.8-12 mount hole to fix the product (refer to page 4).
- You can use M3、 M3.5 or M4 screw to No.1-8 mount hole, and M4 screw (length<7mm) to 9-12 mount hole.

■ Product Mounting and Use Instruction:

1. Fix the power supply firmly by screw with proper length before mounting.
2. Please check and confirm the wire on each connecting terminal to confirm the output and input, DC and AC, anode and cathode, voltage and current are correct. Reverse connection and incorrect connection are forbidden to prevent the power supply and user equipment from being damaged.
3. Before you switch the power on, you may check with a multi-meter that the input and the output terminals are not shorted. Start up with no load is recommended.
4. To ensure the reliability of product, the power supply shall not exceed its nominal value. If any output parameter of the power supply is to be changed, customer shall consult our technology department before using the power supply to ensure a good effect and the reliability.
5. Please confirm the ground terminal grounds the earth reliably (the type of the ground wire is higher than AWG18#) to ensure the safety and reduce interference.
6. Please mount the power supply at the location with good ventilation condition to prolong the service life of the power supply.
7. Please don't turn on/off the power supply frequently, or its service life will be shortened.
8. Don't repair the power supply by yourself if any fault occurs; contact our customer service department as soon as possible. Telephone: 0755-86051834.

■ Package, Transportation and Storage:**1. Package:**

Product name, product type, manufacturer mark, certificate of quality by the quality department of manufacturer and date of manufacture are printed on the packaging case. There are product instruction manual and appendix list, etc. in the packaging case.

2. Transportation:

This package is applicable to be transported by automobile, ship, plane, train, etc. Sunlight or rain shall be prevented during transportation. Load and unload the products in civilization way.

3. Storage:

The product shall be put in the packaging case if not used. The storage temperature and relative humidity shall satisfy the requirements of product. No corrosive gas or product shall stay in the warehouse, violent mechanical vibration, impact or strong effect of magnetic field shall be avoided. The packaging case shall be 20cm higher than the ground. If the storage time is too long (more than 1 year), the product shall be rechecked by professional engineers before being used.